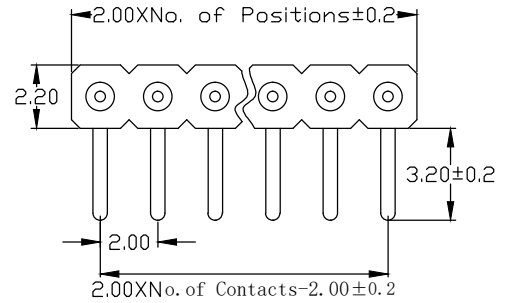
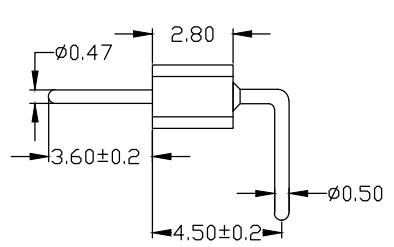
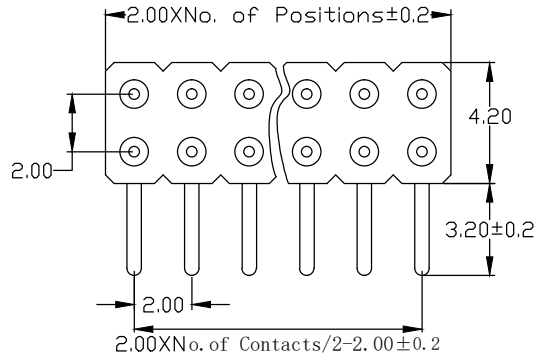
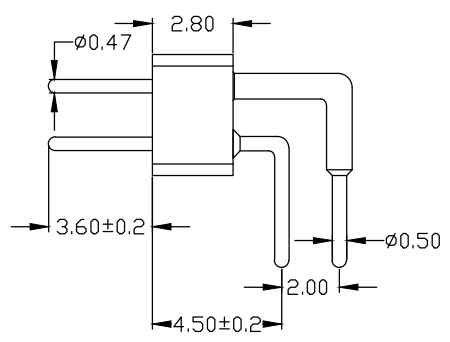


RoHS Compliant

Rev.	change details	effective date	updated by	date
A	Initial release	2020.12.19	FHY	20.12.19



Right angle pin connector:solder tail  
single row  
Availability from:2 to 40 contacts  
Standard number of contacts 40



Right angle pin connector:solder tail  
double row  
Availability from:4 to 80 contacts  
Standard number of contacts 80

**Std. Material**  
Insulator:Black glass filled polyester  
PPS-GF30-FR  
Flammability : UL94V-0  
Sleeve : Brass CuZn 36Pb3(36000)  
Mating pin  $\phi$  : 0.45 mm  
Mechanical life : min 500 cycles  
Rated current : 1Amp  
Contact resistance: Max 10m  $\Omega$   
Dielectric resistance : Min 1000V RMS

**Temperature**  
Operating Temp. : -40  $^{\circ}$ C to 105  $^{\circ}$ C  
Max. Processing Temp.: 260  $^{\circ}$ C for 10s  
**Packing** : PE bag or agree on \_\_\_\_\_

**Ordering Information**

No. of Pins	Contact Plating	Insulator Material
Rows*Pins 1/2 x 40	SN: Tin <input type="checkbox"/> G0: 0.8u" Gold <input type="checkbox"/> G1: 1u" Gold <input type="checkbox"/> G2: 1.5u" Gold <input type="checkbox"/> G3: 2u" Gold <input type="checkbox"/> G4: 3u" Gold <input type="checkbox"/> G5: ___u" Gold <input type="checkbox"/>	A: PBT <input type="checkbox"/> B: PA6T <input type="checkbox"/> C: PA9T <input type="checkbox"/> D: PA66 <input type="checkbox"/> E: PA46 <input type="checkbox"/> F: LCP <input type="checkbox"/> G: _____ <input type="checkbox"/>

**Ordering Dimensions**

A	B	C	D	H	W
PA	PB	PC	PD	PW	L

Remarks:

UNLESS OTHERWISE STATED DIMENSIONS IN mm TOLERANCE:	ORIGINALLY BY	
	DRAWN: FHY	
	CHECKED: FY	
	APPROVED: FY	
DATE:2020.12.19		发现更多

**深圳市征华电子有限公司**  
Shenzhen ZWON Electronics Co.,Ltd.  
SERIES: Round FH2.0\*2.8/Right Angle  
TYPICAL MODEL: 2.0圆孔排针 塑高2.8 90度 L=12.2

Drawing No.	DRXXX-XX	
Scale	Revision	Sheet
FIT	A	1 of 1
ZWON P/N:		
Customer P/N:		